



**USA  
SLIDING  
DOORS**

43676 Progress Way, Chilliwack, BC V2R 0C3  
604.607.0091 | **Toll Free:** 1.800.770.0455  
info@advantecglobal.com | usaslidingdoors.com

# Single Electric Sliding Personnel Door

Model Number: USA-1008

Single electric sliding personnel door, watertight to 32' head pressure.



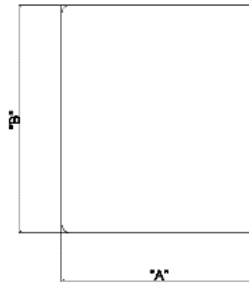
\*Custom sizes and pressures available upon request.

**RATING:** WT

**CLEAR OPENING SIZE:**

Tolerance  $\pm 1/8$ "

	Min	Max
"A"	31"	47"
"B"	70"	78"



**POWER REQUIREMENTS:**

- 115VAC, 60Hz, 40 A (AVG: 575W)

**WEIGHT:**

- Approx.: 2196 LB.

**MINIMUM CLOSING TIME:**

- TBD

**FRAME FINISH OPTIONS:**

- Bare Metal, Mill Finish
- Primer Paint
- Primer Base Coats
- Topcoat
- Powder Coat

**# OF DOG PINS:**

- 10

**DOOR MATERIAL:**

- Mild Steel
- Aluminum

**FRAME MATERIAL:**

- Mild Steel (For Steel Door Only)
- Aluminum (For Aluminum Door Only)

**GASKET:**

- Neoprene

**ACTUATION:**

- Single Electric

**SAFETY FEATURES:**

- Hazard Lights
- Hazard Buzzer

**OPERATION:**

- Manual (Hand Lever)
- Electrically Powered
- Locally Operated
- Bridge Controlled

**CLASS OPTIONS:**

(Vessel type and size rule set typically reviewed for Class)

- ABS
- DNV-GL
- LR

**AVAILABLE DOCUMENTS:**

- Wiring Diagrams
- Installation Manual



**PROUDLY MADE IN  
NORTH AMERICA**

ISO 9001