



US CONTENT



USA SLIDING DOORS

CANADIAN CONTENT



MANLY MARINE

43676 Progress Way, Chilliwack, BC CANADA V2R 0C3  
 28336 Hunter Creek Rd., Gold Beach, OR, 97444, USA  
 info@advantecglobal.com | www.advantecglobal.com  
 604.607.0091 | Toll Free: 1.800.770.0455

WE ARE PASSIONATE ABOUT DELIVERING  
**RELIABLE SOLUTIONS**  
**SUPERIOR QUALITY**  
**WORLD-CLASS SUPPORT**

# Double Electric Personnel Door

Model Number: 1002

Dual electric sliding personnel door, watertight to 32' head pressure.



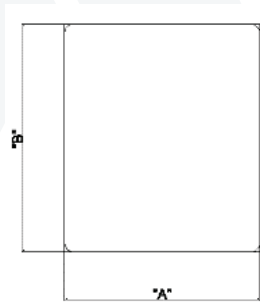
\*Custom sizes and pressures available upon request.

**RATING:** WT

**CLEAR OPENING SIZE:**

Tolerance  $\pm 1/8"$

	Min	Max
"A"	31"	47"
"B"	70"	78"



**POWER REQUIREMENTS:**

- 115VAC, 60Hz, 40 A (AVG: 575W)

**WEIGHT:**

- Approx.: 2600 LB.

**MINIMUM CLOSING TIME:**

- 40 Sec.

**FRAME FINISH OPTIONS:**

- Bare Metal, Mill Finish
- Primer Paint
- Primer Base Coats
- Topcoat
- Powder Coat

**# OF DOG PINS:**

- 10

**DOOR MATERIAL:**

- Mild Steel
- Aluminum

**FRAME MATERIAL:**

- Mild Steel (For Steel Door Only)
- Aluminum (For Aluminum Door Only)

**GASKET:**

- Neoprene

**ACTUATION:**

- Dual Electric

**SAFETY FEATURES:**

- Hazard Lights
- Hazard Buzzer

**OPERATION:**

- Manual (Hand Crank)
- Electrically Powered
- Locally Operated
- Bridge Controlled

**CLASS OPTIONS:**

(Vessel type and size rule set typically reviewed for Class)

- ABS
- DNV-GL
- LR

**AVAILABLE DOCUMENTS:**

- Wiring Diagrams
- Installation Manual

Proudly part of the Advantec Marine family of brands



**3 YEAR**  
HASSLE-FREE  
WARRANTY



ISO CERTIFIED